

# A sensor network for monitoring and adjusting building ventilation

Keijo Lämsikunnas



# Introduction

- Building ventilation is designed to provide air at comfortable temperature and humidity levels and to keep the concentration of air pollutants low
- The ventilation process includes bringing in outdoor “fresh” air and exhausting roughly equal amount of indoor air from the building

## Air flow is lazy

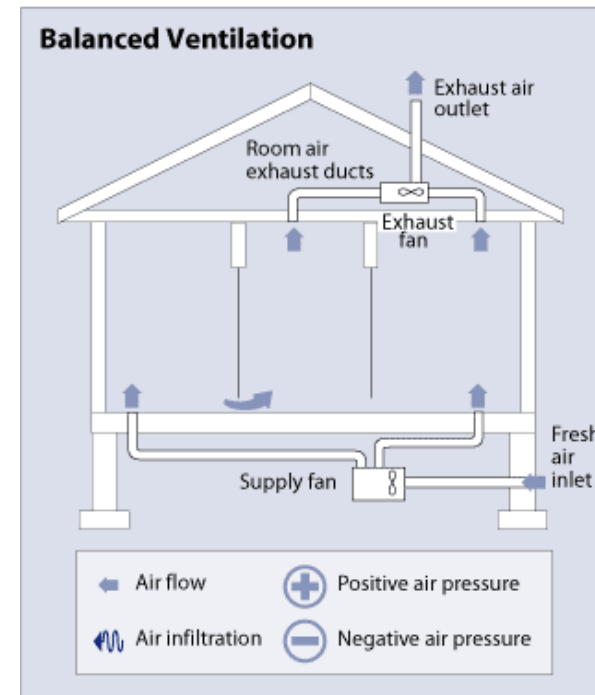
- Air flows through a channel that provides least resistance to the air flow
- Ducts and other ventilation channels are meant to provide the easiest route for the air flow

## Balanced air flow

- Unbalanced air flow will lead to increase in air flowing in/out of the building through other channels than ventilation ducts
- Airflow through the shell of a building may bring pollutants to the indoor air or increase humidity in the structure of the building which may lead to damage to the building

## Balanced ventilation

- When inlet and exhaust air flows are balanced the airflow through the shell of the building is minimized
- There still we be local pressure differences which maintain the airflow between rooms and other spaces



## Balancing is not universal

- Balancing is performed by adjusting inlet/exhaust fan speeds, dampers, vents and diffusers
  - Due to non-linearity of the ducts the balance is maintained only in the condition where the balancing was performed
  - If the conditions change the airflows are no longer balanced

## Why do we make changes?

- To conserve energy the ventilation is usually reduced outside office hours of the building
- Automatic exhaust vents that react to humidity, CO<sub>2</sub> level, temperature etc. change the vent opening to increase/decrease air flow
  - A prototype of automatic vent that harvests it's energy from the airflow is under development in Metropolia

## The solution

- The pressure difference between inside and outside of the building tells if the ventilation is balanced
  - A large office is typically divided into several zones which requires multiple measurements
- A large number of measurements gives more accurate data for example of conditions over a whole week

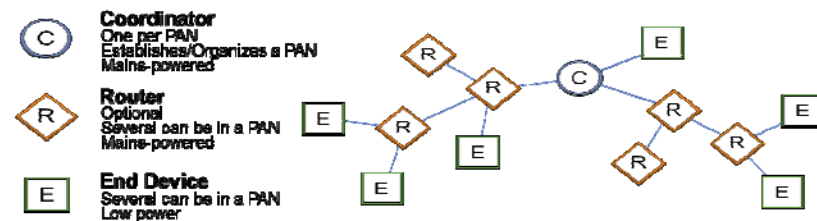


## The sensor network

- Zigbee based sensor network where each node is capable of measuring differential pressure
  - Pressure measurement can be also used to measure air flow in the vents if vent parameters are known
- Measurements can be used on the spot or stored on a server for later analysis

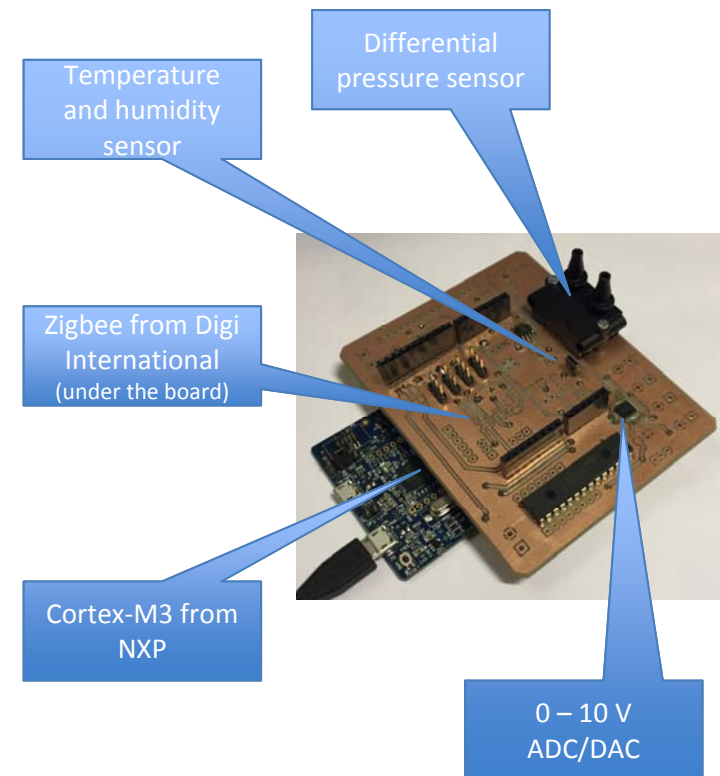
# The sensor network

- Sensors can easily be deployed
  - Measurement tubes need to be installed to measurement spots
- Most of the sensors can be battery powered
  - Measuring interval can be relatively long (minutes) so the devices will spend most of their time in a sleep mode



## Prototype of the sensor

- Pressure measurement and other ambient conditions
- Can also be used to control the ventilation fans or any device with (0-10V control)
- Can intercept 0-10V control signals and do fine tuning of control signal on the fly



## The future

- First prototypes to be installed into a ventilation/heat recovery unit in Metropolia HVAC laboratory in Leppävaara on the week after AMIES-2016
- Software bugs are very likely to be found
- Hopefully no major HW/PCB issues



THANK YOU!

- [www.metropolia.fi/en](http://www.metropolia.fi/en)
- [www.facebook.com/MetropoliaAMK](https://www.facebook.com/MetropoliaAMK)
- [keijo.lansikunnas@metropolia.fi](mailto:keijo.lansikunnas@metropolia.fi)